

## Features

- Support HDMI 2.0, 4K@60 4:4:4 8bits
- Support HDCP 2.2 & 1.4
- Support HDR which is 4K2K@60 4:2:0 10bits
- Video bandwidth 18Gbps
- Support default EDID and EDID learning
- Support 7.1ch, Dolby Digital, DTS-HD and Dolby TrueHD audio
- Support resolution downscaling from 4K2K to 1080P

### 1. NOT supports

- (1) Resolution downscaling from 4K2K@60 4:2:2 to 1080P
- (2) Frame rate conversion
- (3) 4K2K@60 4:2:2 to 4K2K@60 4:2:0

2. Splitter can bypass 4K HDR data content, but can NOT process it and make HDR content 100% fit into 1080p

## Package contents

- 4-Port HDMI 2.0 HDR Mini Splitter
- USB Type-A to Micro-B power cable
- Screw kit
- Quick Start Guide

## Layout



1. **Power LED:** Turns on when powered.
2. **Micro USB port:** Connect to DC 5V power supply unit
3. **EDID switch:** Switch EDID mode. Please power cycle the device after setting dip switch
4. **Input Signal LED:** Turns on when connected to HDMI source
5. **HDMI IN:** Connect with HDMI source
6. **Output Signal LED:** Turns on when connected to HDMI displays
7. **HDMI out :** Connect with HDMI displays

## EDID

DIP Switch		Description
OFF[↑]	OFF[↑]	4K@60 - 8/10/12bit 3D HDR video & 7.1ch audio
ON[↓]	OFF[↑]	4K@60 - 8/10/12bit 3D HDR video & 2ch audio
OFF[↑]	ON[↓]	1080p@60 - 12bit 3D video & 7.1ch audio
ON[↓]	ON[↓]	Learning EDID from output 1

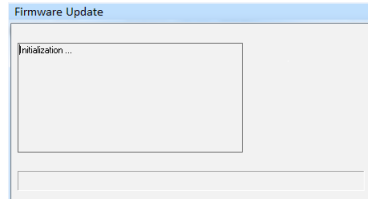
### Learning EDID from output 1

1. Set the dip switch to [↓-↓]"
2. Power on the device
3. It will learn EDID from output 1

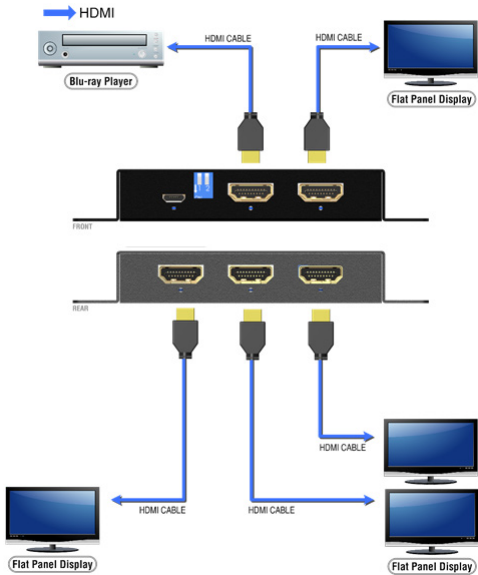
## Firmware update

Firmware update is proceeded through Micro-USB.

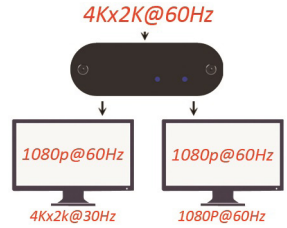
1. Save the firmware file (.bin) & software in the same folder.
2. Connect the Micro-USB cable between PC and device
3. Open firmware update software and then device will start to update firmware automatically.
4. After update process is done, software will show "Success" message and then be closed automatically.
5. Power cycle the device



# Application



Auto video scaling feature detects and configures the video resolution automatically according to the capabilities of each connected monitor.



Note: When the input source is 4Kx2K @60Hz, it will only output at 1080p @60Hz for 4Kx2K @30Hz monitors. \*720p and 480p monitors not supported

Blank Page



## 4-Port HDMI 2.0 HDR Mini Splitter Amplifier with EDID Management

### Quick Start Guide

