



Multi-Folding 5-Port USB Charging Station-Black

User Reference Guide



Key Features & Benefits

- **Extremely Flexible and Efficient:** This multi-folding USB charging station charges and holds up to 5 smartphones or tablets simultaneously, foldable design maximizes the desktop space utilization
- **Unleash Your Creativity:** The interconnected hinge design feature gives you full play to transform the charging station into different shapes and personalize the organizing style to accommodate multiple sizes of devices while charging
- **Intelligent Charging Technology:** Built-in smart charging IC detects and delivers the optimal power output for maximum charging efficiency
- **Multi-Protect Safety System:** Built-in power-safe circuit protects from over-charging, over-heating and excessive charging current to keep you and your device safe
- **Anti-slip pads with tuck-away anti-flip stands** further enhance its stability and reliability

Specifications

Port	5 USB Charging ports
Power Adapter	AC 100~240V , 50/60Hz
Power Output	DC 12V/3A , 36W (Max)
Charging Port	5V/2.4A per port (Max)
Vertical Slots (5)	0.59" (1.5 cm)
Dimensions	7.60" (W) x 2.20" (H) x 3.27" (D)
Weight	0.79 lbs
Color	Black
Operating Temperature	32 to 104 degrees F
Storage Temperature	14 to 122 degrees F

Package Contents

- Multi-Folding 5-Port USB Charging Station - Black
- Power adapter
- User Reference Guide

Product Layout




Figure 1: Multi-Folding 5-Port USB Charging Station - Black

- **USB Charging Ports (x5):** Connects to smartphones or tablets for charging
- **Power LED:** ON when the charging station is powered



Figure 2: Rear side

- **Power jack:** Connects to the included power adapter

Instructions for Use

Note: It is recommended to use the original USB cord provided with your device for optimal charging.

1. Transform the Charging Station into your desired shape.
Note: Pull out tuck-away stands as needed, see figure 4.




Figure 3

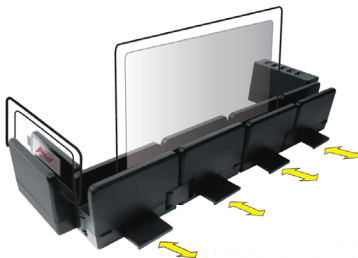


Figure 4

2. Insert the power adapter's plug into the charging station's power jack and plug the power adapter into a reliable 100V-240V wall outlet.

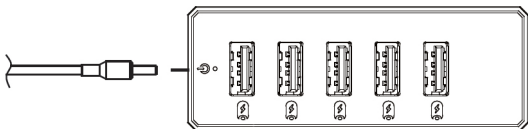


Figure 5

3. Connect your smartphone(s) or tablet(s) to any of the **USB charging ports** using USB charging cable(s).

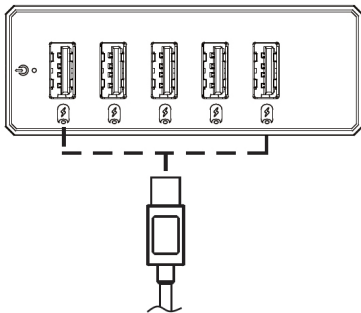


Figure 6

Troubleshooting

If the charging station isn't functioning properly:

- Check that the charging station is plugged into a functioning wall socket.
- Check that the power LED is lit to ensure that it is receiving power.
- Check that the USB cord is firmly inserted into both the charging station and your USB device.
- Check that the total wattage for all connected devices is under 36W.

Caution

- **Always Unplug** the charging station from the power source when not in use
- Check that the wall outlet you are using is within the AC 100 - 240V range
- Do not place the charging station on heated seats or against other heat sources
- Do not attempt to replace any part of the charging station on your own
- Do not expose the the charging station to liquids or excessive heat
- Do not use any corrosive cleaning substances on the charging station
- Keep out of reach of children

Warranty Statement

This warranty covers the original purchaser and guarantees that the product be free of any defects in materials or workmanship for one (1) year from the date of product purchase.

Copyright Statement

Multi-Folding 5-Port USB Charging Station - Black is a trademark of AVLT-Power Inc. All other trademarks are the property of their respective owners.

Lot Number

Please keep this LOT number for future product return, warranty or exchange.

Lot Number

Part Number