

## Features

- Power Deliver charge up to 85W
- 2x DP++ 1.2 ports support 4K@60 output
- 1x HDMI with DP Alt mode support 4K@30
- 1x USB-C port (front) for Data transfer only (USB 3.0 speed)
- 1x USB 3.0 port supports BC 1.2 charging

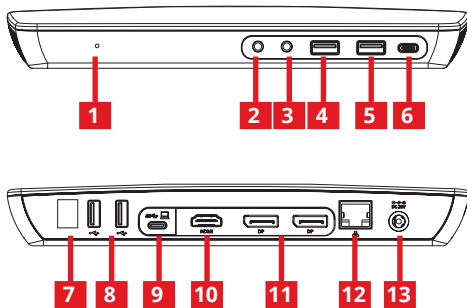
## Package contents

- USB-C Triple 4K Video Docking Station
- Power adapter DC 20V/6A
- USB Type-C to Type-C cable
- Driver CD
- Quick Start Guide

## System Requirements

- USB-C Port (Thunderbolt 3 compatible) device with DP Alt mode support
- Windows® 10 / 8.1 / 8 / 7 (32/64 bit)
- Mac OS X® 10.10 to 10.13.3, 10.14

## Layout



1. Power LED
2. 3.5 mm microphone input
3. 3.5 mm headphone output
4. USB-A 3.0 port with BC 1.2 charging max output 5V/1.5A
5. USB-A 3.0 port
6. USB-C 3.0 port (for data transfer only)

7. Power Switch
8. USB-A 2.0 port
9. USB-C 3.0 port for host PC/NB connect PD charging up to 85W
10. HDMI output max resolution 4K@30Hz
11. DP output max resolution 4K@60Hz
12. RJ-45 Gigabit Ethernet port
13. DC jack: connect to power adapter DC 20V/6A (OD: 2.5mm)

## Note:

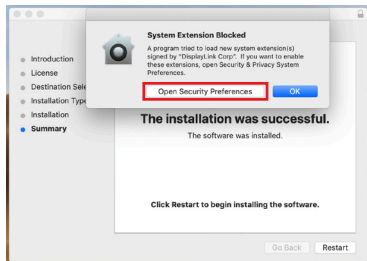
1. "DisplayLink" driver is required
2. Device can't drive three displays when host does not support DP Alt mode
3. Host without DP Alt mode that will only support two displays, DP+DP or DP +HDMI
4. For Mac OS X® 10.13.4 to 10.13.6, Please check DisplayLink website for driver update and notes <http://www.displaylink.com/downloads/macOS>

## Driver installation

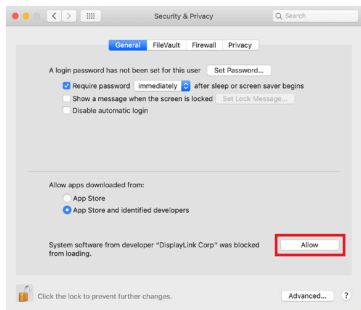
1. Please find the driver in driver CD or download from SIIG website
2. Follow the screen instructions to complete the installation and restart your PC/NB  
(For Mac OS® 10.13.3 and above, system would display a "System Extension Blocked" warning while driver installing. Please allow "DisplayLink Corp" at Security & Privacy setting. )
3. For DisplayLink configuration, please search & refer to Support document on DisplayLink website <https://support.displaylink.com/>  
**Windows**  
How to configure DisplayLink displays on Windows  
**MAC**  
How to configure DisplayLink displays on Mac OS X

## Allow "DisplayLink" app on Mac

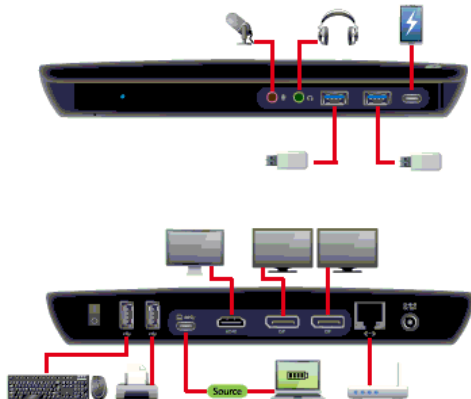
Open Security Preference while driver installing



## Allow "DisplayLink Corp" app



## Application



BLANK PAGE

**AVLAB I/O**  
SINCE 1997

**USB-C Triple 4K Video  
Docking Station  
with Power Delivery**

**Quick Start Guide**

