

Product Features

- HDMI.1.4, Video bandwidth: 10.2Gbps
- HDCP 1.4 & 2.2 compliant
- Extends the transmission up to 100m (300ft) from the HDMI source at Full HD 1080p 36-bit and 70m (230ft) at 4K2K@30
- Supports PoC which can power both units from TX or RX side with power supply
- Supports 7.1ch sound,Dolby Digital, DTS-HD and Dolby TrueHD audio
- Supports CEC & EDID Bypass
- Auto equalization
- Bi-directional IR path-through, full frequency IR signal from 20KHz to 60KHz
- Full Duplex RS-232 control up to 115,200 bps through connector

Note:

The length depends on the characteristics and quality of the cables. Higher resolutions and longer transmission distances require low skew cables (<25ns/100m) for best performance. Unshielded CAT6 with metal RJ45 connectors is recommended

Package Contents

- 4K HDMI HDBaseT Extender {TX & RX}
- IR blaster cable
- IR receiver cable
- DC 12V/1.5A power adapter
- Quick start Guide


Layout

Transmitter Front Panel



1. LED: Power, Status, Link, HDCP
 - Power LED: always shine when power on
 - Status LED: blinking when functions well.
 - Link LED: shine when TX & RX connected
 - HDCP LED: HDCP ON - always shine
HDCP OFF - blinking

Transmitter Rear Panel




2. Power jack: Connects to power adapter
3. RJ45: Cat-5/5e/6 cable connect to receiver
4. IR Receiver jack: for IR receiver cable
5. IR Blaster jack: for IR blaster cable
6. RS-232: TX, RX, GND (from the left to right)
7. HDMI in: Connects to a HDMI source

Receiver Front Panel




8. LED: Power, Status, Link, HDCP
 - Power LED: always shine when power on
 - Status LED: blinking when functions well.
 - Link LED: shine when TX & RX connected
 - HDCP LED: HDCP ON - always shine
HDCP OFF - blinking

Transmitter Rear Panel



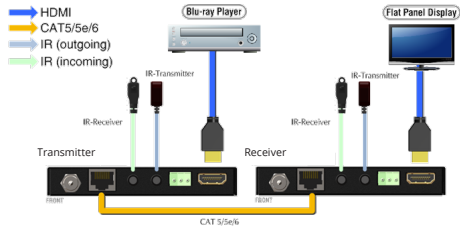
- 9. Power jack: Connects to power adapter
- 10. RJ45: Cat-5/5e/6 cable connect to transmitter
- 11. IR Receiver jack: for IR receiver cable
- 12. IR Blaster jack: for IR blaster cable
- 13. RS-232: TX, RX, GND (from the left to right)
- 14. HDMI out: Connects to a HDMI display

IR Extension Cable



You can buy any IR extension cables in the market that are compatible to the definition of the IR sockets for the extender if necessary for replacement use. However, IR cables longer than 2m (6-ft) may not work.

Application



ACEPRO_{AV}

4K HDMI HDBaseT Extender Over Single Cat5e6 with RS-232 IR & PoC - 100m

Quick Start Guide

