



AcePro-CE25-1

8-Port HDMI 2.0 Splitter with EDID Management

Quick Installation Guide



www.avlab.com.tw
support@avlab.com.tw

Made in Taiwan

AP4-0098A

TABLE OF CONTENTS

INTRODUCTION	2
FEATURES	2
PACKAGE CONTENTS.....	3
SPECIFICATIONS.....	3
PANEL DESCRIPTIONS	4
HARDWARE INSTALLATION.....	5
CONNECTION DIAGRAM	5
NOTICE	6
WARRANTY	7

INTRODUCTION

The AcePro-CE25-1 8-Port HDMI 2.0 Splitter with EDID Management provides the most cost effective and advanced HDMI splitter solution on the market, by which the high definition video and high quality audio can be transmitted to 8 different locations without losing any quality. AcePro-CE25-1 supports HDR and the true 4K2K video!

With built-in USB firmware update mechanism, the compatibility among countless HDMI sources and receivers can be further guaranteed. With the upmost HDR/4K2K@60 4:4:4 8bits and high definition audio support, AcePro-CE25-1 is suitable for high quality HDMI broadcasting, digital signage and education applications!

FEATURES

- HDMI2.0a compliant
- Supports 4K2K@60 4:4:4 8bits
- Supports HDR¹, which is 4K2K@60 4:2:0 10bits²
- HDCP 2.2 and 1.4 compliant
- Wide frequency range: 25MHz~600MHz
- Video bandwidth: 18Gbps
- Supports resolution downscaling from 4K2K to 1080P¹
- Supports default EDID and EDID learning from display
- Supports xvYCC, x.v.Color & Deep Color
- Micro-USB firmware update for expanding compatibility
- Supports Dolby Digital, DTS-HD and Dolby TrueHD audio
- Easy installation



1. HDR = High Dynamic Range.
2. The video bandwidth of 4K2K@60 4:2:0 10bits (HDR) is 384 MHz, and the 4K2K@60 4:4:4 8bits is 594MHz.



1. NOT supports
 - (1) Resolution downscaling from 4K2K@60 4:2:2 to 1080P
 - (2) Frame rate conversion
 - (3) 4K2K@60 4:2:2 to 4K2K@60 4:2:0
2. AcePro-CE25-1 can bypass 4K HDR data content, but can NOT process it and make HDR content 100% it into 1080p

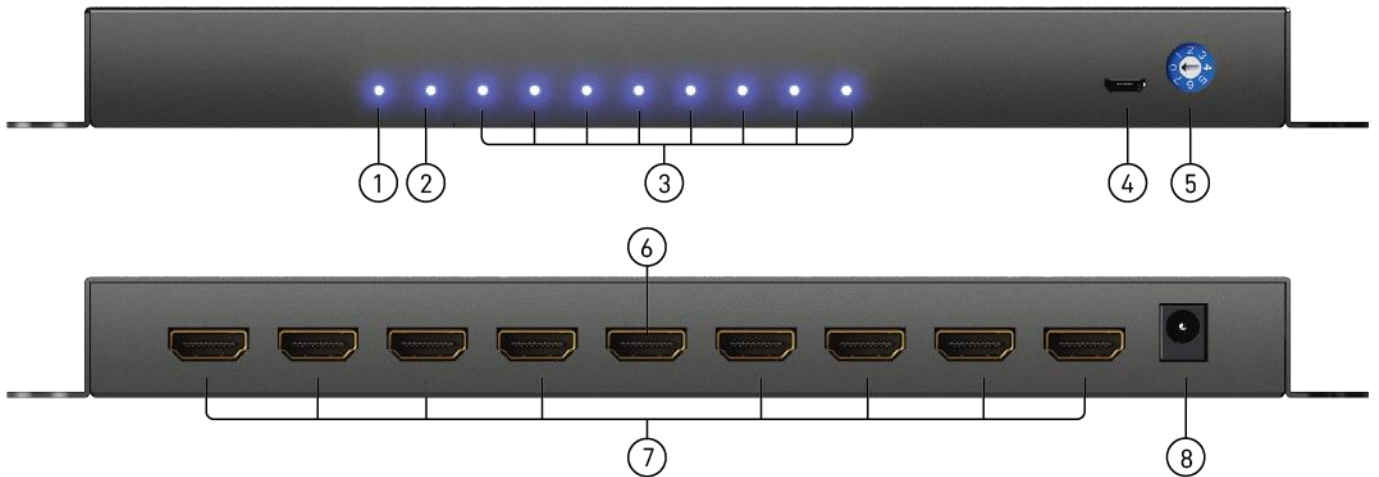
PACKAGE CONTENTS

- 1x 8-Port HDMI 2.0 Splitter (AcePro-CE25-1)
- 1x DC 5V wall wart
- 2x Screw
- 1x User Manual

SPECIFICATIONS


Model Name	AcePro-CE25-1
Technical	
Role of usage	1x8 Distribution Amplifier (Splitter)
HDMI compliance	HDMI 2.0a
HDCP compliance	HDCP 2.2 / 1.4
Video bandwidth	Single-link 600MHz [18Gbps]
Video support	HDR 4K2K@60(4:2:0 10bits) / 4K2K@60 (4:4:4 8bits)
Audio support	DTS-HD Master Audio, Dolby TrueHD Dolby Digital, DTS, LPCM
ESD protection	Human body model — ± 15kV [air-gap discharge] & ± 8kV [contact discharge]
Firmware update	Feasible via Micro-USB port
Input	1x HDMI
Output	8x HDMI
HDMI connector	Type A [19-pin female]
Dip switch	EDID Mode selection
Mechanical	
Housing	Metal enclosure
Dimensions	232 x 68 x 23mm[9.1" x 2.7" x 0.9"]
Weight	435g[15.3 oz]
Fixedness	Wall-mounting case
Power supply	5V 2A DC
Power consumption	10 Watts [max]
Operation temperature	0~40°C [32~104°F]
Storage temperature	-20~60°C [-4~140°F]
Relative humidity	20~90% RH [no condensation]

PANEL DESCRIPTIONS



1. **Power LED:** Lights on when device is ready
2. **Signal LED:** Input signal LED indicator
3. **Signal LED:** Output 1-8 signal LED indicator
4. **Micro-USB:** For technical support only [firmware update]
5. **EDID MODE:**
 - 0: Ultra HD (4K2K@60) – 8/10/12bit 3D HDR video & 7.1ch audio
 - 1: Ultra HD (4K2K@60) – 8/10/12bit 3D HDR video & 2ch audio
 - 2: Ultra HD (4K2K@30) (4K2K@60 420) – 8/10/12bit 3D HDR video & 7.1ch audio
 - 3: Ultra HD (4K2K@30) (4K2K@60 420) – 8/10/12bit 3D HDR video & 2ch audio
 - 4: Full HD (1080p@60) – 12bit 3D video & 7.1ch audio
 - 5: Full HD (1080p@60) – 8bit 2D video & 2ch audio
 - 6: Learning EDID from output 1
 - 7: Auto EDID analysis learning mode
6. **HDMI IN:** Connect to a HDMI input source
7. **HDMI OUT 1-8:** HDMI outputs to HDMI displays [HDMI OUT1: EDID Learn Default]
8. **+5V DC:** Connect to the +5V DC 2A power supply unit

 Signal LED light on when device is connect to source and display.

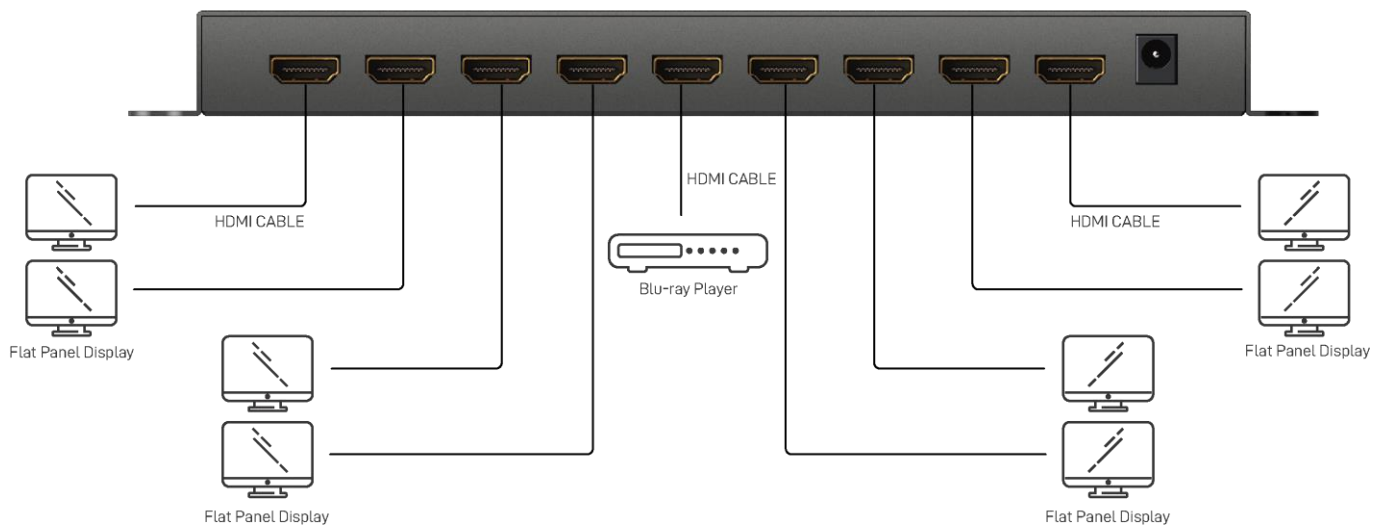
 Automatic EDID learning will detect all the connected HDMI equipped monitors and analyze all the content of EDID. The EDID with maximal resolution support will be the reference EDID for incoming HDMI source players.

HARDWARE INSTALLATION

Broadcasts HDMI signal to 8 HDMI displays!

1. Switch off all devices, including monitors.
2. Connect to the displays.
3. Connect an HDMI source (such as a Blu-ray Disc player) to the HDMI In.
4. Plug in 5V DC power supply.
5. Power on the HDMI monitors.
6. Power on the HDMI source.

CONNECTION DIAGRAM



NOTICE

1. If somehow user cannot get video output, please try to adjust EDID rotary switch to “Mode 5” or “Mode 6” for trouble shooting. Under “Mode 5”, there will be video output. The only requirement is that the display has to support at least Full HD. If default Full-HD EDID still cannot work, user can switch to “Mode 6” to learn the EDID from output 1 to customize the EDID information. **(Please note that the display with lowest resolution must be connected to output 1)**

Select to Mode 5 - Full-HD(1080p@60) – 8bit 2D video & 2ch audio

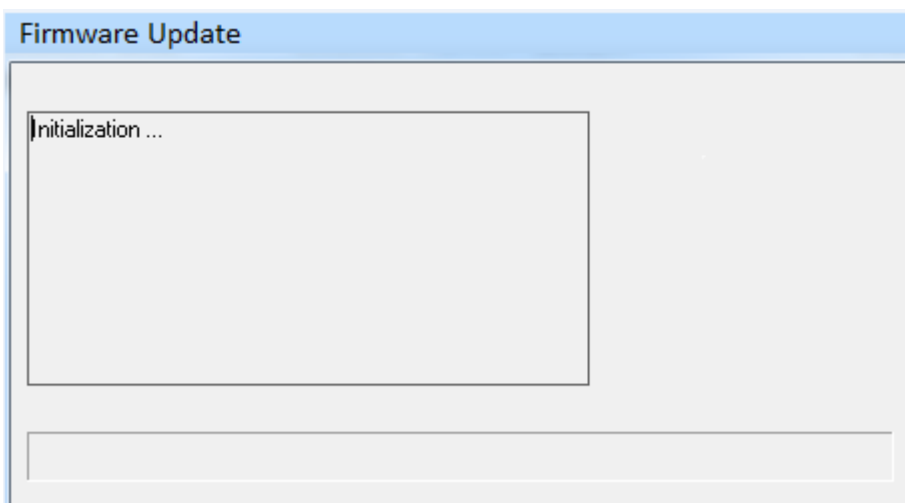
- (1) Set the rotary switch to “Mode 5”
- (2) Power on the device

Select to Mode 6 – Learning EDID from output 1

- (1) Set the dip switch to “Mode 6”
- (2) Power on the device
- (3) It will automatically learn EDID from output 1

[NOTE]

- a. If the user wants to change EDID mode, please power cycle the device after setting rotary switch.
2. While connecting a new monitor to the splitter under “Mode 7”(under auto EDID analysis learning mode), experiencing a short period of time without displaying might be expected. The splitter will do Automatic EDID learning and generate the best EDID among all connected monitors
 3. Firmware update is proceeded through Micro-USB.
 - (1) Save the firmware file (.bin) & software in the same folder.
 - (2) a) Connect the Micro-USB cable between PC and device, b) power on the device.
 - (3) Open firmware update software and then device will start to update firmware automatically.
 - (4) After update process is done, software will show “Success” message and then be closed automatically.
 - (5) Power cycle the device



WARRANTY

The AceProAV warrants the AcePro-CE25-1 8-Port HDMI 2.0 Splitter with EDID Management free from defects in the material and workmanship for 1 year from the date of purchase from the AceProAV or an authorized dealer. Should this product fail to be in good working order within 1 year warranty period, The AceProAV, at its option, repair or replace the unit, provided that the unit has not been subjected to accident, disaster, abuse or any unauthorized modifications including static discharge and power surge. This warranty is offered by the AceProAV for its BUYER with direct transaction only. This warranty is void if the warranty seal on the metal housing is broken.

Unit that fails under conditions other than those covered will be repaired at the current price of parts and labor in effect at the time of repair. Such repairs are warranted for 90 days from the day of reshipment to the BUYER. If the unit is delivered by mail, customers agree to insure the unit or assume the risk of loss or damage in transit. Under no circumstances will a unit be accepted without a return authorization number.

The warranty is in lieu of all other warranties expressed or implied, including without limitations, any other implied warranty or fitness or merchantability for any particular purpose, all of which are expressly disclaimed.

Proof of sale may be required in order to claim warranty. Customers outside Taiwan are responsible for shipping charges to and from the AceProAV. Cables and power adapters are limited to a 30 day warranty and must be free from any markings, scratches, and neatly coiled.

The content of this manual has been carefully checked and is believed to be accurate. However, The AceProAV assumes no responsibility for any inaccuracies that may be contained in this manual. The AceProAV will NOT be liable for direct, indirect, incidental, special, or consequential damages resulting from any defect or omission in this manual, even if advised of the possibility of such damages. Also, the technical information contained herein regarding the AcePro-CE25-1 features and specifications is subject to change without further notice.

ACEPRO_{AV}